



Substitute
Teacher
**Professional
Development**



Our Time Together

1. Why sub PD?
2. What do subs need to know? [Sub Competency Framework](#)
3. Sub PD in action: [Lake County](#)




A large, solid blue diagonal shape that starts from the top right and extends towards the bottom left, creating a split background of white and blue.

1.

Why sub PD?

Why Sub Training & PD?



Equip Subs

Substitute teaching is a hard job. Training helps build the **skills and confidence** that they need in the classroom.



Build Pool & Pipeline

Training and ongoing support improves subs' retention and strengthens your teacher pipeline.



Students Learn

Subs are responsible for an increasing share of instruction. Prepare them to teach, not just babysit.

A large, solid blue diagonal shape that starts from the top right corner and extends towards the bottom left, creating a split background of white and blue.

2.

**What do subs
need to know?**

What Makes a Strong Substitute Teacher?



Skills & Knowledge



Facilitate Instruction

Understand the Role of a Substitute Teacher

Manage Classroom Culture & Routines

Qualities



Adaptive

Flexible

Reliable


Resilient

Empathetic

Download the Full Framework

Ways to use it:

- ▶ PD design
- ▶ Appreciation events
- ▶ Application or selection processes



substantialclassrooms.org/competency-framework

FREE SubSchool Course

Welcome to Substitute Teaching

“This course was **very useful** for me. This is my first substitute assignment, and I was very nervous about navigating my way through the first day.
Thank you!”

-Lake County Substitute Teacher

The screenshot shows the SubSchool course interface. On the left is a navigation sidebar with a search bar and a list of lessons: Orientation (1/2), Introduction (1/4), Before You Start (4/17), Arriving at School (0/9), Arrive Early (selected), Get Acquainted with the School, Check-in, Say Hello!, Build Relationships, Reflect: Meeting New People (PREREQUISITE), Community: Meeting New People, Scan the Classroom, Get Ready for the Day, and The School Day (0/9). The main content area is titled 'Arrive Early' and features a banner with the text 'Why Arrive Early?' and an illustration of school supplies. Below the banner is the section 'The Early Bird Gets the Most Information'. The text explains that as a substitute, one should arrive 30 minutes early to orient themselves. A list of topics to cover includes: 1. The School, 2. Your Classroom, and 3. Your Day. A recommendation states that users should arrive at the school site at least 30 minutes in advance. At the bottom right of the content area is a 'COMPLETE & CONTINUE' button.

www.subschool.org

3.

Sub PD in action

Lake County Schools

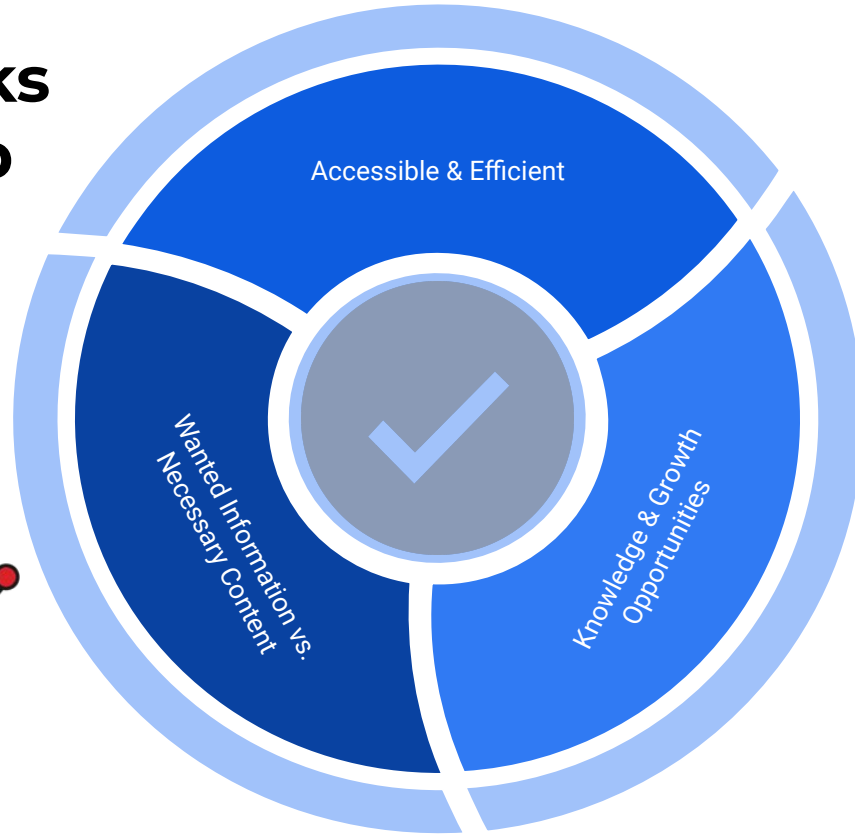


Where do I start?!

- ▶ Using companies for assistance, like Substantial Classrooms
- ▶ Creating your own content by understanding what your building blocks are



Building Blocks for Boot Camp



Boot Camp Breakdown

Determining the Format

Ask yourself these questions when determining how to build out your content in the format you desire:

>Do I want this to be virtual or in-person?

>Do I want this to be a requirement upon hire or an optional growth strategy for subs?

>Accessibility is key. How are subs going to access this content?



Creating the Content

Determine what topics you *want to discuss* vs. topics that are *necessary to cover* for your district.

Want: Classroom Management and Tips for Successful Subs

Need: District Ethics & Professionalism and Student Safety

The Purpose, or *The Takeaway*

What are substitutes “getting out of it?!”

Understanding feedback is important when wanting to incorporate a successful PD program. Take information gathered from annual surveys to help improve your program each year. This will help you cover content that is relevant for your audience.

Beta Testing

Share

Your boot camp should be shared with a control group in order to collect data without bias.

Example: Sub Managers at School Sites, Principals or other "admin level" users



Collect

Collect the feedback from the control group and remain open to constructive criticism. Understand your audience are uber users and interact with substitutes on a different level than you do as a district user.



Reconstruct

Use feedback to rebuild your boot camp to meet the 3 main standards you set for your goal. Once complete, Beta Test your internal group to ensure all key points are clear and the content is *wanted* but also *necessary*.

You may have to step outside of your comfort zone to meet the needs of your audience.



An Invitation to **Think & Ink**

*What got you excited about
what you heard today?*

*What connections are you
making to your work?*

Thank you!

Resource Website

substantialclassrooms.org/symposium

Amanda von Moos, Substantial / SubSchool
amanda@substantialclassrooms.org

Jamie West, Lake County Schools westj@lake.k12.fl.us